



Awarded  
Most Trusted Brand



APPROVED BY  
GOVERNMENT

GOVERNMENT  
SUBSIDY AVAILABLE

AN ISO : 9001 CERTIFIED COMPANY.



# RICO ITALY

*Improving Farming - Improving Life*



# RAMSONS IMPEX

Website : [www.ramsonsimpex.com](http://www.ramsonsimpex.com)

AN ISO : 9001 CERTIFIED COMPANY.



*Improving Farming - Improving Life*

### **Mission**

**"We Seek to be the Best and Most Competitive Agricultural Mechanization Company"**

We want to give innovative equipments with best and latest technology of international standard to our customer, also to equip Indian Farmers, gardeners with best machines and make them ahead in this world. It is our constant endeavor to bring to our customers, state of the art machinery and agricultural implements to help farmers work easier.

### **USP**

We have aggressive pricing to make products affordable to end consumer.

Products are tested by various Agricultural University and approvals under various state subsidy programme.

### **Vision**

**"We are alive to mechanization,  
We are alive to Future"**

We are growing company, based on the requirement of our dealers and new technology we keep on adding new product range.

We are proud to have one of the most versatile product range, we understand requirement of our customer to solve field issues. We believe in adopting to the changing environment, it help us design and develop the best in class agricultural machinery and also provide us the ability to bring precision in our machinery, which substantially benefit the farmers across the country.

We aim to develop rural economy through mechanization with innovative and latest technology through import and products developed in India . For the said purpose we have developed our own brand **"RICO ITALY"**

## Power Weeder/ Rotary Weeder

**RICO ITALY**  
Improving Farming - Improving Life

RI 500



RI 500 A



RI 500+



PHANTOM

Model	RI 500 (Petrol)	RI 500 A (Petrol)	RI 500+
Engine type	single cylinder,vertical,4stroke, air-cooled,direct injection	single cylinder, vertical, 4stroke, air-cooled, direct injection	single cylinder,vertical,4stroke, air-cooled,direct injection
Power (Hp/kw/cc)	208 cc	208 cc	208 cc
Fuel Tank	3.9 Ltr.	4.5 Ltr.	3.9 Ltr.
Transmission	Gear Drive	Gear Chain + Belt	Gear Drive
Starting system	Recoil	Recoil	Recoil
Tilling Width	450-1200 mm	450-1200 mm	450-1200 mm
Tilling Depth	120 - 360 mm	> 100 mm	> 120 - 360 mm
Gear Shifting	2 Forward, 1 Reverse	2 Forward, 1 Reverse	Gear - 2 Forward, 1 Reverse

## Power Weeder/ Rotary Weeder

**RICO ITALY**  
Improving Farming - Improving Life



Model	RI 500 J	RI 500 J+	RI 500 H DON (PETROL)
Engine type	single cylinder,vertical,4stroke, air-cooled,direct injection	single cylinder,vertical,4stroke, air-cooled,direct injection	Single cylinder, vertical, 4 stroke, air-cooled, direct injection
Power (Hp/kw/cc)	7.3	4.8	5.2
Fuel Tank	5.0 Ltr.	5.0 Ltr.	5.0 Ltr.
Transmission	Gear Drive	Gear Drive	Gear Drive
Starting system	Recoil/Electric	Recoil/Electric	Recoil/Electric
Tilling Width	450-1200 mm	450 - 1200 mm	450 - 1200 mm
Tilling Depth	150 - 380 mm	120 - 360 mm	150-380 mm
Gear Shifting	2 Forward, 1 Reverse	2 Forward, 1 Reverse	2 Forward 1Reverse
Dimension	1845 x 1170 x 1100 mm	1620 x 795 x 1280 mm	1625 x 865 x 1287 mm

**Power Weeder/  
Rotary Weeder**

RI 500X



RI 500JX  
RT-SIMBA



RI 720X  
RI 777 X



Model	RI 500X (Petrol)	RI 500JX RT SIMBA	RI 720X	RI 777 X
Engine type	single cylinder,vertical,4stroke, air-cooled,direct injection	single cylinder,vertical,4stroke, air-cooled,direct injection	single cylinder,vertical,4stroke, air-cooled,direct injection	single cylinder,vertical,4stroke, air-cooled,direct injection
Power output	213 cc	418 cc	212 cc / 7 HP	270 cc
Starting system	Recoil	Recoil / Electric	Recoil	Recoil
Transmission	Gear Drive	Gear Drive	Gear	Gear
Gear Shifting	2 Forward, 1 Reverse	4F + 2R	2F + 1R	2F + 1R
Tilling Scope	450 - 1200 mm	300 - 1500 mm	600 mm	600 mm
Tilling Depth	120 - 360 mm	150 - 380 mm	150 - 300 mm	150 - 300 mm
Fuel	Petrol	Diesel	Petrol	Petrol

## Power Weeder/ Rotary Weeder

**RICO ITALY**  
Improving Farming - Improving Life

RI 740D

RI 740+



### RI 740+ PETROL

Single cylinder,4-stroke, OHV25°inclined, Air Cooled
270 cc
77x58 mm bore & Stroke
≤374 g/kw-h consumption
Starting - Recoil
450 - 720 mm tilling width
Gear 4 Forward, 3 Reverse
Wheel 10 x 5 inch

### RI 740 D (Diesel) & DX

single cylinder,vertical,4stroke, air-cooled,direct injection
408 cc
86x72 mm bore & Stroke
≤282 g/kw-h consumption
Starting - Recoil / Electric
450 - 720 mm tilling width
Gear 4 Forward, 3 Reverse
Wheel 10 x 5 inch

AI 900



RI 300G  
ROBIN

### RI 300G (ROBIN)

4 Stroke
Power - 2.5 Hp
Fuel - Petrol

### AI 900

single cylinder,vertical,4stroke, air-cooled,direct injection
196 cc
3.9 Ltr.
Gear Drive
Recoil
450-1200 mm
120 - 360 mm
2 Forward, 1 Reverse

# Power Weeder Attachments

**RICO ITALY**  
*Improving Farming - Improving Life*



RI 300G+

<b>RI 300G+</b>
4 Stroke
2.5 Hp
440mm Tilling Scope
>100mm Tilling Depth
Petrol

Plough



GARLIC DIGGER



Trencher



Hal




Cultivator



M.B. PLOUGH



Reversible M.B. Plough



Rake Tiller



Seed Drill

**Power Weeder Attachments**

**RICO ITALY**  
*Improving Farming - Improving Life*

**Paddy Wheel**

**Leveler**

**Seat**



**Trolley**

**Ridger**



**POTATO DIGGER**



**Deep Tillage Blades**



**Iron Wheel**



# Power Weeder Attachments



Cutter Bar



Reaper Attach. RI 740



Reaper Attach. RI 500 & 500 JX



Narrow Blade



Snow Thrower



Lubrication Oil



Power Weeder Blades

Made with Special BORON Steel



**RICO ITALY**  
*Improving Farming - Improving Life*

**Crop Reaper /  
 Brush Cutter**

Knapsack

RI 430 A	RI 431 A
air-cooled,2-stroke petrol	air-cooled,4-stroke petrol
power 1.2kw	power 0.92 kw
Engine 43cc	Engine 35cc (GX 35)
Starting Manually	Starting Manually
Fuel tank 1.2L	Fuel tank 0.75L
Fuel Ratio 25:1	Fuel Pure Petrol



RI 430 A  
 RI 431 A

Also Available (RI 431 Prime)  
 & (RI 431 A Prime)

**Crop Reaper /  
 Brush Cutter**

Side Pack

RI 430	RI 431
air-cooled,2-stroke petrol	air-cooled,4-stroke petrol
power 1.2kw	power 0.92 kw
Engine 43cc	Engine 35cc (GX 35)
Starting Manually	Starting Manually
Fuel tank 1.2L	Fuel tank 0.75L
Fuel Ratio 25:1	Fuel Pure Petrol



RI 430  
 RI 431

# RICO ITALY

Improving Farming - Improving Life

## Crop Reaper / Brush Cutter

<b>RI 451</b>
air-cooled, 4-stroke petrol
power 1.2 hp / 7000 Rpm
Engine 50cc (GX 50)
Starting Manually
Fuel tank 0.80 L
Fuel Pure Petrol
Side Pack

<b>RI 451 A</b>
air-cooled, 4-stroke petrol
power 1.2 hp / 7000 Rpm
Engine 50cc (GX 50)
Starting Manually
Fuel tank 0.80 L
Fuel Pure Petrol
knapsack



## Brush Cutter Accessories



2 T Blade



3 T Blade



Diamond Blade



Aluminium Blade




Rotary Harrow



40/80 T Blade



Trimmer Line



Round Rotary



Rotary

Chain Saw



Tap & Go



Paddy Guard



Water Pump



RI-MT 52

<b>RI MT 52</b>
2 Stroke
52cc
30cm Tilling Scope
10 -15cm Tilling Depth
Petrol

## Planter / Earth Auger

**RICO ITALY**  
Improving Farming - Improving Life

### RI 5200 EA

air-cooled,2-stroke petrol
6500 r/min/ 1.25 Kw
Engine 52cc
Starting Manually
Size 75/100/150/200mm
Fuel 30 : 1



RI 5200 EA

### RI 1730



### RI 1730

air-cooled,4-stroke
3600 r/min/ 3.7 Kw
engine 173 cc
Starting Manually
Size 300/350/400/450/500mm
Fuel Petrol

### RI 6300 EA

air-cooled,2-stroke petrol
6500 r/min
Engine 63cc
Starting Manually
Size 75/100/150/300mm
Fuel 30 : 1

RI 6300  
EA/EAW



### RI 144F


4 Stoke, Air Cooled
53cc
Manually
100/150/200/300 mm Drilling
Petrol

## Drill

Single  
Drill



Double  
Drill



RI 144F



AVAILABLE SIZE

2.5" / 3" / 4" / 6" / 8" / 10" / 12" / 14" / 16" / 18" / 20"

## Mower / Lawn Mower

**RICO ITALY**  
Improving Farming - Improving Life

RI LM 18



RI LMM 20



RI LMM SHARK 1

RI LMM SHARK 5



RI LM 18	RI LMM 20	RI LMM SHARK 1	RI LMM SHARK 5
air-cooled,4-stroke/139 cc Engine	3 HP Motor Single Phase	1.2 Kw/3000 rpm Motor	1.8 Kw/3000 rpm Motor
3600 r/min/ 4 HP Petrol Engine	2800r / min / 2.4 Kw	32cm, 320mm cutting capacity	46cm, 460mm cutting capacity
Size 18"	Size 20"	25/40/55mm Cutting Heights	25-75mm Cutting Heights
Moving 25-75mm	Moving 25-75 mm	35 L Collection Box	50 L Collection Box
Self Propelled	Self Propelled	Push Type	Self Propelled

RI LM DELTA 12

12" Cutting Path

5 Steel Blades

14-47mm Manual Height Adjustment

RI LM DELTA 14

14" Cutting Path

5 Steel Blades

14-47mm Manual Height Adjustment

RI LM DELTA 18

18" Cutting Path

5 Steel Blades

35-64mm Manual Height Adjustment



# RICO ITALY

Improving Farming - Improving Life

## Pallet / Poultry Feed Machine



RI PM3150



RI PM4180

Model	THREE BALL PELLET MACHINE	FOUR BALL PELLET MACHINE
Capacity	150-180 KG	200-300 KG
Motor Power	3/5 HP	5/7.5 HP
Type	Horizontal	Horizontal
Motor	Single Phase / Copper	Single Phase / Copper

## Tractor Operated Reaper Binder



RI 2200  
SINGHA

## Agricultural Engines

Petrol & Diesel Portable Engines  
3HP, 6.5 HP, 7 HP, 9 HP



RX 80



MODEL	RI 2200
Width of the Machine	2250mm
Working Width of the Machine	2150mm
Guard Spacing	80mm
Power Source Recommended	25 & above Hp
Knife Stroke	75mm
Stroke Per Minute	585 at 1000 rpm

## Reaper Binder Rope



Model	RI 152F	RI 168F	RX 80
Engine Horsepower	2.5	5.5	2.0
Displacement (cc)	97	163	80
Fuel	Petrol	Petrol	Petrol

Front & Back Both Operated

## Self Propelled Reaper



RI 2000

**RICO ITALY**  
Improving Farming - Improving Life



3 CHAIN REAPER

RI 2000  
GRAND

Model	RI 2000	RI 2000 GRAND
Engine kw/hp/cc	5.2	7
Productivity	Approx. 2000 m <sup>2</sup> /Hr.	Approx. 2000 m <sup>2</sup> /Hr.
Cutting Width	1200 mm / 4 Ft.	1200 mm / 4 Ft.

## Power Trolley



Model	RI 710
Engine	6.5 Hp Petrol
Transmission	3 Forward + 1 Reverse
Load Capacity	300 Kg

## Banana Cutter



RI BNC 2

RI BNC 2
Motor - 3hp
Production -600-800 kg/hr

## Snow Thrower



Engine	5.5 - 15 Hp
Width	560-770 mm
Intake Height	405-585 mm

## Tea/Crop Harvester

RI 330  
KITTY



Model	RI 330 KITTY
Battery	24 V10 AH with one charger
Motor Power	300 W (Brushless Motor)
Blade Length	410 mm
Blade Speed	2000 - 3500 RPM
Running Time	6 - 7 Hrs. After full charge
Weight without Battery	1.5 Kg.

**RICO ITALY**  
Improving Farming - Improving Life

RI 600  
FOXY



Model	RI 600 FOXY
Engine	26 cc, 2 stroke, air cooled
Blade Length	600 mm
Flexible Shaft	100 cm
Fuel	Petrol with 2 T oil
Carborator	Walbro

## Harvester / Chain Saw



Model	RI 4500	RI 5800
Displacement	45cc	58cc
Rated Power	1.7kw/8000rpm	2.4kw/8500rpm
Bar Length	16-18	20-22
Fuel Tank Capacity	550 ml	550 ml
Oil Tank Capacity	260 ml	260 ml
G.W./N.W.	7.8/6.8 kgs	8/7 kgs

## Wool Clipper

RI PWC



Model	RI PWC
Voltage	220-240 V / 50 Hz
RPM	3600
Net Weight	1.9 Kgs.

## Power Pruner

RI PP25



Model No.	RI PP25
Cutting Diameter	28 mm
Power Rating Battery	21V/3AH
Max Power	500 V
Charging Time	2 Hrs.
Weight	0.9 KG

## Cordless Chain Saw

RI 550



Model	RI 550
Max Cutting Dia	120 MM
Chain Sproke	7 Teeth
Speed	400 RPM
Guide	5 Inch
Weight	880 GM
Charging Time	2 Hrs
Working Time	60 Min
Start	Manually



RI 330  
NERO

# RICO ITALY

Improving Farming - Improving Life

## Water Pumps



RIP 10



RIP 15



RI 8015  
VODA



RIP 20



RIP 20HH  
RIP 30HH

Petrol

Petrol

Petrol

Water Pump High Head Prime

Model	RIP 10	RIP 15	RI 8015 VODA	RIP 20	RIP 30	RIP 20HH	RIP 30HH
Displacement (cc)	97	97	80	163	163	163	389
Inlet & Outlet Size (mm)	25 x 25	40 x 40	40 x 40	50 x 50	80 x 80	50 x 50	80 x 80
Suction (mtr.)	6	6	6	7	7	7	7
Total Head (mtr.)	21	21	21	23	28	65	80
Fuel	Petrol	Petrol	Petrol	Petrol	Petrol	Petrol	Petrol



Model	RID 30	RID 30 PRIME	RID 40	RID 30 HH PRIME
Engine Horsepower	6	6	8	8
Inlet & Outlet Size (mm)	80 x 80	80 x 80	100x100	80 x 80
Suction (mtr.)	8	8	8	8
Total Head (mtr.)	26	26	26	75
Fuel	Diesel	Diesel	Diesel	Diesel

## Garden Sprayers

**RICO ITALY**  
Improving Farming - Improving Life

GRI 30F



GRI 18EM  
(LILIPUT)



GRI 8018  
(RABIT)



GRI  
22EM



GRI 26  
(ITALIA)



AVAILABLE IN : GRI 16E / GRI 16EM / GRI 18EM / GRI 8018 / GRI 22EM / GRI 30EM / GRI 26 (ITALIA) / GRI 30F

Model	GRI 16E / 16 EM	GRI18 EM(LILYPUT)	GRI 8018 (RABIT)	GRI 22EM	GRI 30EM	GRI 26 (ITALIA)	GRI 30F
Speed (rpm)	3600	3600	3600	3600	3600	3600	520-900
Flow rate (lpm)	07 - 19	18 - 28	18-22	20-45	25-45	14 - 26	19.5-34
Working Pressure (mpa)	1.5 - 2.5	1.5 - 2.5	1.5	1.5 - 2.5	1.5 - 2.5	1.5 - 2.5	15-50
Power (Hp)	2.5	3.0	3	5.5	5.5	7	3-5

## Domestic Water Pump



MODEL	RI 105 RAMBO	RI 10 MIGHTY	RI 200 GAMA	RI 202 HAWK
Power :	0.5 HP	1 HP	1 HP	1.5 HP
Suction :	7.5 mtr	7.5 mtr	7.5 mtr	7.5 mtr
Trimmer Head :	100 mtr	100 mtr	150 mtr	150 mtr

Self Priming with Thermal Overload Protector

## Wood Chipper Shreder



RI 6070

Model	RI 6070
Chipping Capacity	70mm
Disc/Rotter Size	400x10mm
Knives	2
Wt.	90 Kg
Engine	6.5 Hp

## HTP Sprayers

**RICO ITALY**  
Improving Farming - Improving Life



RI 16



RI 18



RI 22




RI 50



RI 30 F

MODEL	RI 16	RI 18	RI 22	RI 26	RI 30	RI 30F	RI 50	RI 80	RI 120
Speed (rpm)	800 - 1200	800 - 1200	800 - 1200	800 - 1000	800 - 1000	600-900	800-1200	800 - 1000	800 - 1000
Flow rate (lpm)	17 - 19	18 - 28	14 - 22	14 - 26	33 - 40	30-45	33 - 44	55 - 65	103 - 116
Working Pressure (kg/cm <sup>2</sup> )	20 - 45	20 - 45	20 - 45	20 - 45	20 - 45	20-60	20 - 45	20 - 45	20 - 45
Power (Hp) {Required}	1	2	2	3	3	5.5-7.5	5	7.5	7.5

## Air Blast Mist Sprayers



RI 8000  
(Dragon)

MODEL	RI 8000 (Dragon)
Engine	7 Hp
Pressure (Mpa)	2.0 - 3.5
Flow rate (L/min)	14 - 22
Pump Speed (r/min)	800 - 1200
Diameter (mm)	500
Fan Speed (r/min)	3000 - 4000
Number of Nozzle	8
Tank Volume (L)	200
Spray Range (m)	5.0 - 7.0

## ULV Sprayers



RI CF 20

Model	RI CF 20
Tank Capacity	20 Ltr.
Input Power	110 - 220 V
Flow Rate	0.3 Ltr. / min.
Drop Size	5 - 20 micron
Horizontal Range	10 mtr.
Weight	4.5 Kg.
Power	2.2 Kw. / 25000 Rpm

## Mechanical Power Sprayers

# RICO ITALY

Improving Farming - Improving Life



RI 708 4S



RI 708 4SH



RI 708 HH

RI 708 SS

RI 708 DS

Model	RI 708 4S	RI 708 SS
Tank	20/25L	20/25L
Engine	4 Stroke	4 Stroke
Pressure <sub>kg/cm<sup>2</sup></sub>	25-30 Kg/Cm <sup>2</sup>	30-35 Kg/Cm <sup>2</sup>
Discharge	8 Lpm	10 Lpm
		Double Suction

RI 708 4SH	RI 708 DS
20/25L	20/25L
GX 35 (4 Stroke)	GX 35 (4 Stroke)
25-30 Kg/Cm <sup>2</sup>	30-35 Kg/Cm <sup>2</sup>
8 Lpm	10 Lpm
	Double Suction

RI 708 HH
20/25L
GX 35 (4 Stroke)
30-35 Kg/Cm <sup>2</sup>
10 Lpm
Double Suction

## Mini Power Sprayer



RI 768 DINKY +



RI 770 HUSKY



RI 768 4SH



Model	RI 768 Dinky	RI 768 DINKY +	RI 770 HUSKY	RI 768 4SH
Engine	GX 35 (4 Stroke)	GX 35 (4 Stroke)	GX 50 (4 Stroke)	GX 35 (4 Stroke)
Pressure (mpa)	1.5 - 2.5	1.5 - 2.5	1.5 - 2.5	1.5 - 2.5
Net Weight (kg)	13.5	13.5	15	8/9
Flow Rate (LPM)	25-35	25-35	25 - 35	25-35
Pump	Brass	Brass	Brass	Brass

## Sprayers

### Hand Operated

1.0 Ltr.

1.5 Ltr.

2.0 Ltr.



### Manual Operated

**RI 16B**

Tank 16 Ltr.  
HDPE



### Battery Sprayer Mist Gun

**RI BTMG**



### Battery Operated

**RI BT16**



**RI BT M**



**RI BTM  
(2 in 1)**



### Pressure Sprayers

**RI 1650**



Model	<b>RI BT 16</b>	<b>RI BT M</b>	<b>RI BTM (2 in 1)</b>
Tank	16L	18L	18L
Battery	12V-8AH	12V-12AH	12V-8AH
Working Pressure	5-6 Kg. / cm <sup>2</sup>	8-9 Kg. / cm <sup>2</sup>	5-6 Kg. / cm <sup>2</sup>
Discharge	2-3 Lpm	5-6 Lpm	2-3 Lpm

Model	<b>RI 1650</b>
Working Pressure	80 Bar
Max Flow	7 L/min
Motor Power	1600 W
Net Wt.	10 kg

RI 152T



**RICO ITALY**

*Improving Farming - Improving Life*

**Tractor Power Sprayer**

GRI 22EMT



Model	RI 152 T	GRI 22 EMT
Tank Capacity	100 Ltrs.	220 Ltrs.
Pump & Engine	RI 16EM (RI 152 Engine)	RI 22 EM (RI 168 Engine)

RI WX 30



RI 1000 TS



**Mechanical Fogging Sprayer**

RI FMW




Model	RI MN 45
Product	Mini Fogger
Fuel	Butane 220gm Gas
Aerosol	Diesel
Weight	1.8 Kg.
Tank Capacity	2.5 Ltr.



RI MN 45

Model	RI 500 PTS	RI 1000 TS
Tank Capacity	500 Ltrs.	1000 Ltrs.
Pump	HTP 30	HTP 50
Flow Rate	30 - 35 Ltr./ Min.	50 Ltr./ Min.
Hose Pipe	100 mtr. (10 mm)	100 mtr. (10 mm)
Tank Material	HDPE	HDPE

Model	RI FMW
Spraying Volume	15-40 Ltr. / Hr.
Fuel	Petrol
Aerosol	Diesel or Other
Power Supply	Dry Batt. 2x1.5
Oil Consumption	1 Ltr./Hr.
Tank Capacity	16 Ltr.



**Lay Flat PVC Water Discharge Hose Pipe**  
1/1.5/2/2.5/3/4 inch.

# RICO ITALY

*Improving Farming - Improving Life*



**High Pressure Hose Pipe**  
8.5 / 10.00 / 12.00 mm

## Sprayer Accessories



**Hi Pressure Gun**

## Rice Transplanter



## Multicrop Thresher



Model	RI 916	RI 2413
Size	9 x 16	24 x 13
Usage	Wheat, Gram, Pulses, Millets	Wheat, Gram, Pulses, Millets
Output	60-120 kg/hr.	150-200 kg/hr.
Power Required	2 H.P.	3 H.P.
Spl. Design for	Hilly Areas	Hilly Areas

RI CB4TPM
Two Row
Row Distance-25cm
Efficiency - 500sqmt/H
Base Plate - Stainless Steel
Weight - 18 kg

## Flour Mill

**RICO ITALY**  
Improving Farming - Improving Life

Flour Mill



RI 1M ATTA	RI 3M ATTA	RI 5M ATTA
2.0 Hp	3.0 Hp	5 Hp
0.8 kwh	1.41 kwh	3.4 kwh
10-15 kg./hr.	15-20 Kg./hr.	30-50 Kg./hr.
100% Copper, 250v 2900 Rpm, Single Phase	100% Copper, 250v 2900 Rpm, Single Phase	100% Copper, 250v 2900 Rpm, Single Phase / Three Phase

GRAVY  
FLOUR  
MILL

RI LIBA



Model	RI LIBA
Power	1.0 Hp
Power Consumption	0.89 kwh
Production Capacity	7 - 10 Kg./hr.
Motor	100% Copper, 250v 2800 Rpm, Single Phase

RI COPPER	RI SILVER	RI GOLD	RI DIAMOND
1.0 Hp	2.0 Hp	3.0 Hp	5.0 Hp
Stainless Steel	Stainless Steel	Stainless Steel	Stainless Steel
100% Copper, 250v 2880 Rpm, Single Phase	100% Copper, 250v 2880 Rpm, Single Phase	100% Copper, 250v 2880 Rpm, Single Phase	100% Copper, 250v, 2880 Rpm, Single Phase/Three Phase

## Manual Seeder

**RICO ITALY**  
Improving Farming - Improving Life



MODEL	RI SE105	RI SE105 GRAND	RI SE102	RI SE107	RI SE209
Spacing	13-25 cm	20 -33 cm	Manual	10-15 cm	10-15 cm
Suitable Seed	Corn, Soybean, Peanut, Chickpea, Cotton			Vegetables	Vegetables
Hole Seeding rate	1-2 Seeds	1-2 Seeds	1-3 Seeds	1-2 Seeds	2-4 Seeds
Capacity Seed	2 - 3 kg	2 - 3 kg	1.5 - 2 kg	2 - 3 kg	4-6 Kg
G.W/N.W	10.2/9.0 kgs	12.3/11.0 Kg.	3/2.7 kgs	18.5/18Kg.	28 kg.

## Chaff Cutter



Model	RI 9ZP/9ZPE
Production Capacity	400-500 Kg./ Hr.
Suitable for	Grass & Straw
Power Required	3 Hp. Motor/ 7Hp. Engine

## Crop Winower



MODEL	RI 6N PLUTO
Production Capacity	800-2000 kg/hr
Power	0.15 hp
Spindle Speed	1400 rpm
Application	corn, wheat, rice, Milletes & Similar

# RICO ITALY

Improving Farming - Improving Life



RI DYNA

MODEL	RI DYNA (4 in 1)
Power	3 hp
Productivity (kg/h)	120-150 (Rice)/150 (Flour)
Screening Rate (%)	90
Total Weight	87



RI 6N 40 RISO

MODEL	RI 6N 40 RISO
Motor	4 hp single Phase
Production (White Rice)	130-170 kg/hr
Production (Brown Rice)	160-200 kg/hr
Production (Millet)	>=200 kg / hr



PULVERIZER  
RI RADIUM PLUS

MODEL	RI RADIUM PLUS
Power	3HP Single Phase
Motor	100% Copper, 2800 RPM
Application	Corn, Wheat, Rice & Similar

## Rice Mill

## Maize / Corn Thresher



RI LIRA

MODEL	RI LIRA
Power	3 hp
Grinding Plate(mm)	200
Production Capacity(kg/hr)	100-150
Total Weight(kg)	46
Suitable for	Corn/Rice Flour, Spices, Salt, Chillies, Pluses etc



WITH DOUBLE ROLLER

MODEL	RI MT-50	RI MT-30	RI MT-30 30
Production	300-400 Kg./ Hr.	150-200 Kg./ Hr.	200-300 Kg./ Hr.
Suitable For	Maize / Corn	Maize / Corn	Maize / Corn
Power	1 Hp. Motor	1.7 Hp. Motor	2 Hp. Motor

# RICO ITALY

Improving Farming - Improving Life

## Paddy Thresher

RI-PT50  
RI-PT50 E



RI PT50 H



RI PT50 F



Model	RI PT 50 / PT 50 E	RI PT 50 H	RI PT 50 F
Production Capacity	>= 525kg. / Hr.	>= 600 kg. / Hr.	>= 600 kg. / Hr.
Power Required	3 Hp. Motor / 7 Hp. Engine	7 Hp. / 3 Hp. Engine	7 Hp. / 3 Hp. Engine
Suitable For	Paddy, Wheat, Soyabean, Millets		

RI 6N 70



## Rice Mill

RI 6N 40  
PRIME



Model	RI 6N 70	RI 6N 300	RI 6N 40 PRIME
Motor	10 Hp 3 phase	4 Hp Single Phase	3 Hp Single Phase
Production Capacity	400 - 600	300 - 350	200 - 250
Rotar Diameter	70 mm	100 mm	100 mm
Application	Rice, Corn, Wheat, Coffee, Millet,	Rice, Corn, Wheat, Coffee, Millet,	Rice, Corn, Wheat, Coffee, Millet,



Awarded  
Most Trusted Brand



RI Y 86

### Rice cum Flour Mill (2 in 1)

Model	RI Y 86
Motor	3 Hp
Production(Rice Mill)	>_146 Kg/h
Production (Animal Feed)	>_63 Kg/h
Spindle Speed (Rice Mill)	1600 rpm
Spindle Speed (Flour Mill)	4800 rpm
Chamber Dia	220 mm

### Rice Mill Attachment

RI 6N ZETA



MODEL	RI 6N ZETA
Power	Single Phase Motor
Application	Rice Grader

RI 6N 40



### Rice Mill

Model	RI 6N 40
Motor	3 Hp Single Phase
Rotar Speed	1600 rpm
Rotar Diameter	40
Application	Rice, Corn, Wheat, Coffee, Millet,

Auth. Dealer :

# RAMSONS IMPEX

Website : [www.ramsonsimpex.com](http://www.ramsonsimpex.com)



Like : [ramsonsimpexico](https://www.facebook.com/ramsonsimpexico)



Subscribe : [ramsonsimpex](https://www.youtube.com/ramsonsimpex)



Follow : [\\_ricoitaly\\_](https://www.instagram.com/_ricoitaly_)



Follow : [rico\\_italy](https://twitter.com/rico_italy)